

Manifolds - Five Valve

Lightweight and compact 5 valve manifold designed for direct mounting to differential pressure transmitters

General Application

The A26 is a five-valve manifold that enables instrument operation, isolation, zeroing, calibration and venting to close the system in a single unit. It is suitable for liquid or vapor service.

TECHNICAL DATA

Materials

316 SS, Monel®, Hastelloy®

Seats:

Metal

Connections:

Flanged - direct mount to instrument

Process:

1/2" NPT

Pressure (max):

Standard: 6000 psig (414 barg)

Optional: 10,000 psig (690 barg)

Temperature range (min/max):

-70°C to 1000°F

(-57°C to 538°C)



Features

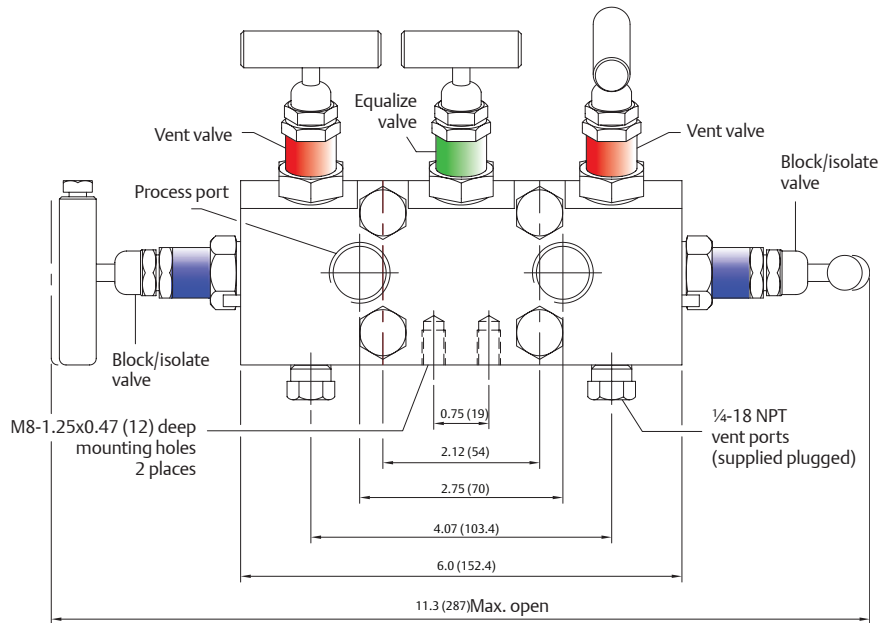
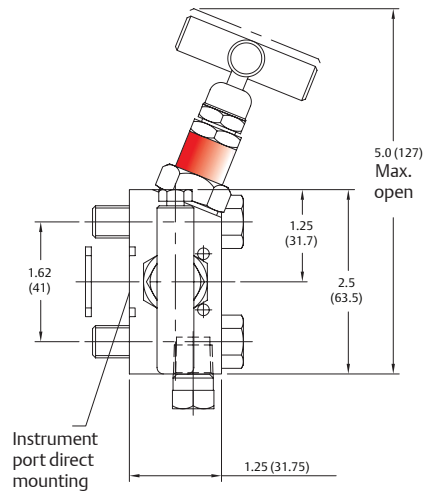
- Direct mounting compact design requires minimum space for operation and installation with fewer potential leak points.
- Cost savings when manifolding the valves by eliminating several parts used in conventional methods of 'piping up'.
- Free-swivelling ball end stem ensures perfect alignment, providing repetitive bubble-tight shutoff and long life.
- PTFE or graphite packing below stem threads prevents lubricant washout and thread corrosion.
- Back seat stem prevents blowout or accidental removal while in operation.
- Threaded 1/4" NPT vent ports allow vent to be piped away safely. Supplied plugged as standard.
- Couples directly via standard instrument side flanged connections on 2 1/8" (54 mm) centers.
- Standard pipe bracket bolts directly to the manifold providing a rigid support for the transmitter. Instrument can be removed easily for service or repair.

A26 SERIES

Manifolds - Five Valve

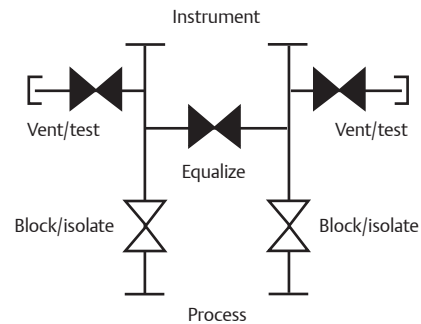
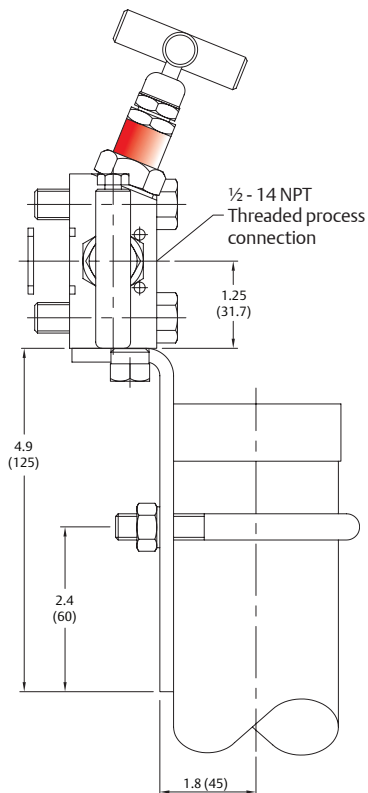
A26 Dimensions

Dimensions, inches [mm] - Threaded x flanged



AGCO Mount AM

A26 is available with a mounting bracket suitable for 2-inch pipestand. Supplied zinc zinc plated CS as standard.



Manifolds - Five Valve

Standard Materials

Valve ^[1]	Body	Bonnet	Stem	Ball seat
316 SS ^[2]	SS, A479 316	316 SS	316 SS	316 SS
Monel [®] ^[2]	Monel [®] 400	Monel [®] 400	Monel [®] 400	Monel [®] K500
SG ^[2]	A479 316 SS	316 SS	Monel [®] 400	Monel [®] K500
SG3 ^[4]	Hastelloy [®] C276	Hastelloy [®] C276	Hastelloy [®] C276	Elgiloy [®]

NOTES

1. Approximate valve weight: 6.0 lb (2.7 kg). 0.187-inch (4.8 mm) diameter orifice. Valve Cv 0.52 maximum.
2. SG (Sour Gas) meets the requirements of NACE MR0175/ISO 15156 (for chloride conditions \leq 50 mg/l [ppm]) and NACE MR0103.
3. All manifolds are supplied with seal rings and four $\frac{7}{16}$ -inch UNF HT steel mounting bolts. PTFE seal rings are supplied with the standard bonnet; Graphite seal rings are supplied with high temperature bonnet.
4. SG3 (Sour Gas) meets the requirements of NACE MR0175/ISO 15156 (for chloride conditions $>$ 50 mg/l [ppm]).

Special Severe Service Materials

Duplex UNS S31803
6MO UNS S31254
Hastelloy [®] C276
Inconel [®] 625

For any other material requirements, please consult the factory.

Bonnet Assemblies

The metal-seated bonnet assemblies have a rotating stem with free swivel ball-end seat for long service life. The specially hardened ball seat is ideal for both gas and liquid service. All stem threads are rolled and lubricated to prevent galling and reduce operating torque. The stem seal is a patented PTFE packing gland which is adjustable in service. All bonnets are assembled with a bonnet locking pin to prevent accidental removal while in service and a protective dust cap is fitted to contain stem lubricant and prevent the influx of contaminants.

Valve Bonnet Identification

Dust cap coding: The valve bonnet dust caps are color coded to identify the gland packing/stem.

White: Standard bonnet assembly PTFE packing.

Green: Sour gas service PTFE packing.

Ring labels: The valve bonnets have color coded ring labels for service identification.

Red: Vent valves

Blue: Isolate valves

Green: Equalize valves

Connections

Standard connections

Process Threaded $\frac{1}{2}$ -inch NPT to ANSI/ASME B1-20-1.

Instrument Flanged for direct mounting to transmitters on $2\frac{1}{8}$ -inch (54 mm) centers.

Vent Threaded $\frac{1}{4}$ -inch NPT to ANSI/ASME B1-20-1.

Other connections

Threaded BSPT tapered thread
BSPF straight thread

Please consult the factory for availability.

NOTE

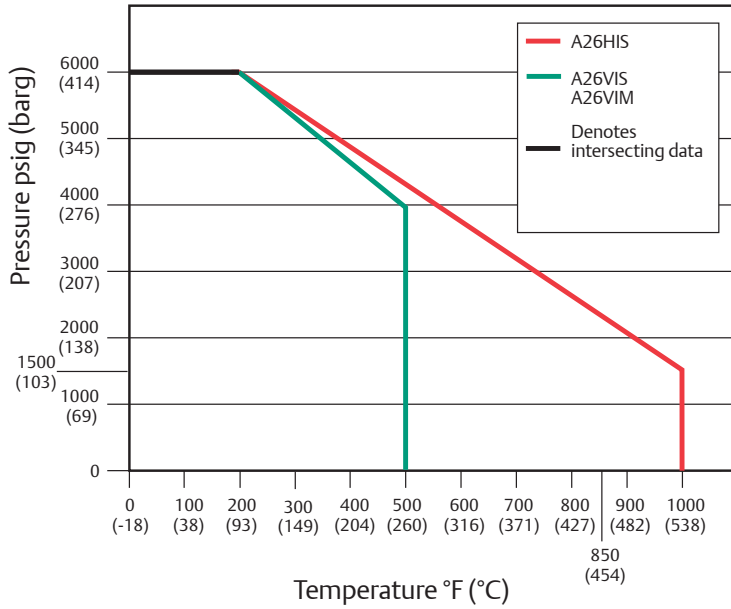
1. Threaded connection: vent supplied with blanking plug as standard.

A26 SERIES

Manifolds - Five Valve

Pressure vs. Temperature

Pressure vs. Temperature



Pressure and Temperature Ratings

Valve	PTFE bonnet
316 SS, and Monel®	6000 psig at 200°F (414 barg at 93°C) 4000 psig at 500°F (276 barg at 260°C)

Valve	High temperature
316 SS	6000 psig at 200°F (414 barg at 93°C) 1500 psig at 1000°F (103 barg at 538°C)

Minimum temperature

316 SS, Monel®, Hastelloy®	-70°F (-57°C)
PTFE packed	
316 SS, Monel®, Hastelloy®	-70°F (-57°C)
GRAFOIL® packed	

Manifolds - Five Valve

Selection Guide

A26T	V	I	S	-4	-SG
BASIC SERIES	BONNET PACKING	SEAT	BODY MATERIAL	PROCESS CONNECTIONS	OPTIONS
A26T	V PTFE	I Integral	S 316 SS	4 1/2-inch FNPT	AT Tamper-proof bonnet
	H Graphite		M Monel®		CB Ceramic ball ended stem
					K Key for -AT
					LAT Lockable tamper-proof bonnet
					AM AGCO Mount kit (CS)
					AMS AGCO Mount kit (SS)
					OC00 Cleaned for oxygen service
					PD Padlock for -LAT
					R3V Add for use with Rosemount® model 3051C (SS 18-8 bolts)
					SSA SS flange bolt (grade 18-8) - maximum pressure rating 4500 psi [310 barg]
					SSB 316 SS flange bolt (B8M Class 2) - will provide full pressure rating
					SSC 316 flange bolt (B8M) - maximum pressure rating 4500 psi [310 barg]
					SG (Sour Gas) meets the requirements of NACE MR0175/ISO 15156 (for Chloride conditions ≤ 50 mg/l [ppm]) and NACE MR0103 (SS valves only)
					SG3 (Sour Gas) meets the requirements of NACE MR0175/ISO 15156 (for Chloride conditions > 50 mg/l [ppm])
					HP 10,000 psig (690 barg)
					SS All 316 SS material on non wetted components

NOTES

Monel® and Inconel® are registered trademarks of the Special Metals Corporation.
 Hastelloy® is a registered trademark of Haynes International, Inc.
 Elgiloy® is a registered trademark of Elgiloy Specialty Metals.